



# **KNIPSS, Sultanpur (U.P.)**

Affiliated to Dr. Ram Manohar Lohia Avadh University, Ayodhya (U.P.)

**NAAC-III Cycle**






**SSR**

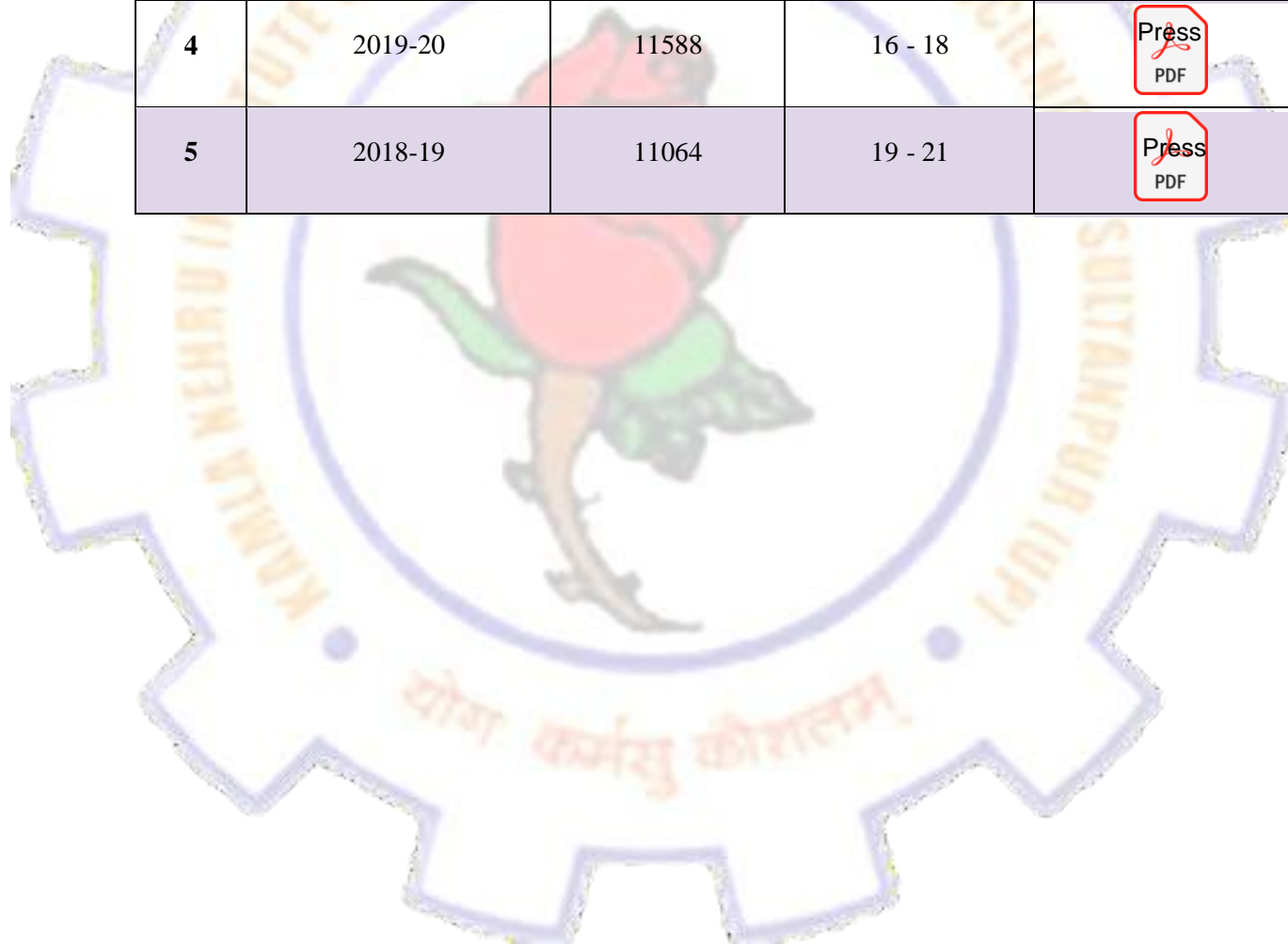
**Criterion-IV**

**Student Strength**

## Student Strength

The following are the supporting documents for student strength during Last Five academic year.

Sr. No.	Academic Year	Total Strength	Page No.	Supporting Document
1	2022-23	11779	3 - 9	
2	2021-22	12124	10 - 12	
3	2020-21	11715	13 - 15	
4	2019-20	11588	16 - 18	
5	2018-19	11064	19 - 21	



## Student Strength 2022-23

CLASS	GEN			OBC			SC			ST			MINORITY			TOTAL			CANCELLED			GRAND TOTAL		
	M	F	TOTAL	M	F	TOTAL	M	F	TOTAL	M	F	TOTAL	M	F	TOTAL	M	F	TOTAL	M	F	TOTAL	M	F	TOTAL
BA I	0	0	0	0	0	0	0	0	0	0	0	0	0	0	0	0	0	0	0	0	0	0	0	0
BA II	1	0	1	0	0	0	1	0	1	0	0	0	0	0	0	2	0	2	0	0	0	2	0	2
BA III	106	103	209	149	87	236	59	26	85	0	0	0	49	43	92	363	259	622	0	0	0	363	259	622
BA I Sem	26	4	30	29	15	44	20	6	26	0	0	0	22	7	29	97	32	129	5	2	7	92	30	122
BA II Sem	97	120	217	101	127	228	44	36	80	0	0	0	54	76	130	296	359	655	0	0	0	296	359	655
BA III Sem	4	0	4	8	2	10	2	3	5	0	0	0	2	3	5	16	8	24	0	0	0	16	8	24
BA IV Sem	97	110	207	132	127	259	53	26	79	0	0	0	45	56	101	327	319	646	0	0	0	327	319	646
BA V Sem	0	0	0	0	0	0	0	0	0	0	0	0	0	0	0	0	0	0	0	0	0	0	0	0
BA VI Sem	0	0	0	0	0	0	0	0	0	0	0	0	0	0	0	0	0	0	0	0	0	0	0	0
B.B.A. I Sem.	1	0	1	1	2	3	2	0	2	0	0	0	0	0	0	4	2	6	0	1	1	4	1	5
B.B.A. II Sem.	35	21	56	30	8	38	5	1	6	0	0	0	12	3	15	82	33	115	0	0	0	82	33	115
B.B.A. III Sem.	1	0	1	0	0	0	0	0	0	0	0	0	0	0	0	1	0	1	0	0	0	1	0	1
B.B.A. IV Sem.	45	21	66	22	7	29	0	0	0	0	0	0	13	2	15	80	30	110	0	0	0	80	30	110
B.B.A. V Sem.	0	0	0	1	0	1	0	0	0	0	0	0	1	0	1	2	0	2	0	0	0	2	0	2
B.B.A. VI Sem.	39	17	56	17	6	23	2	0	2	0	0	0	15	3	18	73	26	99	0	0	0	73	26	99
B.COM I	0	0	0	0	0	0	0	0	0	0	0	0	0	0	0	0	0	0	0	0	0	0	0	0
B.COM II	0	1	1	0	0	0	0	0	0	0	0	0	1	0	1	1	1	2	0	0	0	1	1	2
B.COM III	171	109	280	126	62	188	18	15	33	0	0	0	80	51	131	395	237	632	0	0	0	395	237	632
B.COM I Sem	19	6	25	11	4	15	4	0	4	0	0	0	5	6	11	39	16	55	2	1	3	37	15	52
B.COM II Sem	168	109	277	101	69	170	23	7	30	0	0	0	70	40	110	362	225	587	0	0	0	362	225	587
B.COM III Sem	1	2	3	0	0	0	0	0	0	0	0	0	0	0	0	1	2	3	0	0	0	1	2	3
B.COM IV Sem	158	105	263	114	68	182	27	13	40	0	0	0	54	37	91	353	223	576	0	0	0	353	223	576
B.COM V Sem	0	0	0	0	0	0	0	0	0	0	0	0	0	0	0	0	0	0	0	0	0	0	0	0
B.COM VI Sem	0	0	0	0	0	0	0	0	0	0	0	0	0	0	0	0	0	0	0	0	0	0	0	0
B.Ed. I	29	12	41	26	4	30	11	6	17	0	0	0	3	1	4	69	23	92	0	0	0	69	23	92
B.ED-II	23	11	34	24	5	29	12	4	16	1	0	1	3	0	3	63	20	83	0	0	0	63	20	83
B.P.Ed-I	9	2	11	2	1	3	0	0	0	1	0	1	0	0	0	12	3	15	0	0	0	12	3	15
B.P.Ed-II	3	0	3	3	1	4	0	0	0	0	0	0	0	0	0	6	1	7	0	0	0	6	1	7
B.P.Ed	0	0	0	0	0	0	0	0	0	0	0	0	0	0	0	0	0	0	0	0	0	0	0	0
B.Sc I Sem (AG)	25	1	26	51	5	56	10	1	11	0	0	0	1	0	1	91	7	98	14	1	15	73	6	79
B.Sc II Sem(AG)	141	49	190	227	36	263	35	11	46	1	1	2	15	4	19	419	101	520	0	0	0	419	101	520
B.Sc III Sem(AG)	13	8	21	37	7	44	7	2	9	0	1	1	2	0	2	60	18	78	0	0	0	59	18	77

## Student Strength 2022-23

CLASS	GEN			OBC			SC			ST			MINORITY			TOTAL			CANCELLED			GRAND TOTAL		
	M	F	TOTAL	M	F	TOTAL	M	F	TOTAL	M	F	TOTAL	M	F	TOTAL	M	F	TOTAL	M	F	TOTAL	M	F	TOTAL
B.Sc IV Sem(AG)	118	19	137	134	32	166	22	1	23	0	0	0	14	1	15	288	53	341	0	0	0	288	53	341
B.Sc V Sem(AG)	17	3	20	33	7	40	2	1	3	1	0	1	4	1	5	57	11	68	0	0	0	57	12	69
B.Sc VI Sem(AG)	154	21	175	154	30	184	25	6	31	0	0	0	11	1	12	344	58	402	0	0	0	344	58	402
B.Sc VII Sem(AG)	1	0	1	2	1	3	1	0	1	0	0	0	0	0	0	7	1	8	0	0	0	4	1	5
B.Sc VIII Sem(AG)	161	32	193	157	32	189	31	7	38	2	0	2	17	4	21	368	75	443	0	0	0	368	75	443
B.Sc II Yr (AG)	0	0	0	0	0	0	0	0	0	0	0	0	0	0	0	0	0	0	0	0	0	0	0	0
B.Sc III Yr (AG)	0	0	0	0	0	0	0	0	0	0	0	0	0	0	0	0	0	0	0	0	0	0	0	0
B.Sc IV Yr(AG)	1	0	1	0	0	0	0	0	0	0	0	0	0	1	1	1	1	2	0	0	0	1	1	2
B. Sc I (BIO)	0	0	0	0	0	0	0	0	0	0	0	0	0	0	0	0	0	0	0	0	0	0	0	0
B.Sc II (BIO)	0	1	1	1	0	1	0	0	0	0	0	0	0	0	0	1	1	2	0	0	0	1	1	2
B.Sc III (BIO)	37	95	132	50	84	134	19	24	43	1	0	1	12	49	61	119	252	371	0	0	0	119	252	371
B.Sc I(H.Sc.)	0	0	0	0	0	0	0	0	0	0	0	0	0	0	0	0	0	0	0	0	0	0	0	0
B.Sc II(H.Sc.)	0	0	0	0	0	0	0	0	0	0	0	0	0	0	0	0	0	0	0	0	0	0	0	0
B.Sc III(H.Sc.)	0	8	8	1	7	8	0	3	3	0	0	0	0	3	3	1	21	22	0	0	0	1	21	22
B. Sc I (Maths)	0	0	0	0	0	0	0	0	0	0	0	0	0	0	0	0	0	0	0	0	0	0	0	0
B. Sc II (Maths)	0	0	0	0	0	0	0	0	0	0	0	0	1	0	1	1	0	1	0	0	0	1	0	1
B. Sc III (Maths)	101	82	183	117	68	185	25	8	33	0	0	0	18	7	25	261	165	426	0	0	0	261	165	426
B.Sc I Sem	41	17	58	48	21	69	18	9	27	0	0	0	17	9	26	124	56	180	9	2	11	115	54	169
B.Sc II Sem	156	196	352	181	197	378	56	53	109	0	0	0	39	60	99	432	506	938	0	0	0	432	506	938
B.Sc III Sem	2	0	2	2	1	3	1	0	1	0	0	0	1	0	1	6	1	7	0	1	1	6	0	6
B.Sc IV Sem	155	187	342	156	196	352	62	41	103	0	0	0	36	58	94	409	482	891	0	0	0	409	482	891
B.Sc V Sem	0	0	0	0	0	0	0	0	0	0	0	0	0	0	0	0	0	0	0	0	0	0	0	0
B.Sc VI Sem	0	0	0	0	0	0	0	0	0	0	0	0	0	0	0	0	0	0	0	0	0	0	0	0
LL.B I Sem.	4	1	5	2	2	4	5	0	5	0	0	0	0	1	1	13	4	17	3	0	3	8	4	12
LL.B II Sem.	89	34	123	66	14	80	56	10	66	0	0	0	15	3	18	226	61	287	0	0	0	226	61	287
LL.B III Sem.	1	0	1	0	0	0	0	0	0	0	0	0	1	0	1	2	0	2	0	0	0	2	0	2
LL.B IV Sem.	91	28	119	70	16	86	34	6	40	0	0	0	29	6	35	224	56	280	0	0	0	224	56	280
LL.B V Sem.	1	0	1	2	0	2	0	0	0	0	0	0	0	0	0	3	0	3	0	0	0	3	0	3
LL.B VI Sem.	77	21	98	72	12	84	35	8	43	0	0	0	16	6	22	200	47	247	0	0	0	200	47	247
<b>TOTAL :</b>	<b>2419</b>	<b>1556</b>	<b>3975</b>	<b>2460</b>	<b>1363</b>	<b>3823</b>	<b>727</b>	<b>334</b>	<b>1061</b>	<b>7</b>	<b>2</b>	<b>9</b>	<b>678</b>	<b>542</b>	<b>1220</b>	<b>6301</b>	<b>3796</b>	<b>10097</b>	<b>33</b>	<b>8</b>	<b>41</b>	<b>6258</b>	<b>3789</b>	<b>10047</b>
M.Sc I (AC)	0	0	0	0	0	0	0	0	0	0	0	0	0	0	0	0	0	0	0	0	0	0	0	0
MSc. II (AC)	8	2	10	14	3	17	0	0	0	0	0	0	0	0	0	22	5	27	0	0	0	22	5	27

## Student Strength 2022-23

CLASS	GEN			OBC			SC			ST			MINORITY			TOTAL			CANCELLED			GRAND TOTAL		
	M	F	TOTAL	M	F	TOTAL	M	F	TOTAL	M	F	TOTAL	M	F	TOTAL	M	F	TOTAL	M	F	TOTAL	M	F	TOTAL
M.Sc I (AGRO)	0	0	0	0	0	0	0	0	0	0	0	0	0	0	0	0	0	0	0	0	0	0	0	0
M.Sc II (AGRO)	18	0	18	18	1	19	0	0	0	0	0	0	0	0	0	36	1	37	0	0	0	36	1	37
MA I Sem (ECONOMICS)	2	2	4	2	0	2	0	0	0	0	0	0	1	0	1	5	2	7	0	0	0	5	2	7
MA II Sem (ECONOMICS)	7	6	13	1	1	2	1	1	2	0	0	0	0	0	0	9	8	17	0	0	0	9	8	17
MA III Sem (ECONOMICS)	0	0	0	0	0	0	0	0	0	0	0	0	0	0	0	0	0	0	0	0	0	0	0	0
MA IV Sem (ECONOMICS)	0	0	0	0	0	0	0	0	0	0	0	0	0	0	0	0	0	0	0	0	0	0	0	0
MA I Sem (ENGLISH)	6	2	8	0	2	2	1	0	1	0	0	0	1	1	2	8	5	13	1	0	1	7	5	12
MA II Sem (ENGLISH)	2	23	25	1	12	13	1	3	4	0	0	0	1	8	9	5	46	51	0	0	0	5	46	51
MA III Sem (ENGLISH)	0	0	0	0	0	0	0	0	0	0	0	0	0	0	0	0	0	0	0	0	0	0	0	0
MA IV Sem (ENGLISH)	0	0	0	0	0	0	0	0	0	0	0	0	0	0	0	0	0	0	0	0	0	0	0	0
MA I Sem(GEO.)	0	1	1	0	0	0	0	0	0	0	0	0	0	0	0	0	1	1	0	0	0	0	1	1
MA II Sem(GEO.)	4	9	13	7	15	22	4	4	8	0	0	0	2	4	6	17	32	49	0	0	0	17	32	49
MA III Sem(GEO.)	0	0	0	0	0	0	0	0	0	0	0	0	0	0	0	0	0	0	0	0	0	0	0	0
MA IV Sem(GEO.)	0	0	0	0	0	0	0	0	0	0	0	0	0	0	0	0	0	0	0	0	0	0	0	0
MA I Sem (HINDI)	3	2	5	2	5	7	1	0	1	0	0	0	0	0	0	6	7	13	0	0	0	6	7	13
MA II Sem (HINDI)	11	14	25	3	13	16	2	3	5	0	0	0	0	1	1	16	31	47	0	0	0	16	31	47
MA III Sem (HINDI)	0	0	0	0	0	0	0	0	0	0	0	0	0	0	0	0	0	0	0	0	0	0	0	0
MA IV Sem (HINDI)	0	0	0	0	0	0	0	0	0	0	0	0	0	0	0	0	0	0	0	0	0	0	0	0
MA I Sem (MED.His.)	2	0	2	1	0	1	0	1	1	0	0	0	0	0	0	3	1	4	0	0	0	3	1	4
MA II Sem (MED.His.)	11	15	26	6	11	17	0	2	2	0	0	0	4	2	6	21	30	51	0	0	0	21	30	51
MA III Sem (MED.His.)	0	0	0	0	0	0	0	0	0	0	0	0	0	0	0	0	0	0	0	0	0	0	0	0
MA IV Sem (MED.His.)	0	0	0	0	0	0	0	0	0	0	0	0	0	0	0	0	0	0	0	0	0	0	0	0
MA I Sem(POL.Sc.)	2	2	4	1	1	2	0	0	0	0	0	0	0	0	0	3	3	6	0	0	0	3	3	6
MA II Sem(POL.Sc.)	10	13	23	7	8	15	3	0	3	0	0	0	1	3	4	21	24	45	0	0	0	21	24	45
MA III Sem(POL.Sc.)	0	0	0	0	0	0	0	0	0	0	0	0	0	0	0	0	0	0	0	0	0	0	0	0
MA IV Sem(POL.Sc.)	0	0	0	0	0	0	0	0	0	0	0	0	0	0	0	0	0	0	0	0	0	0	0	0
MA I(ECONOMICS)	0	0	0	0	0	0	0	0	0	0	0	0	0	0	0	0	0	0	0	0	0	0	0	0
MA II(ECONOMICS)	9	4	13	6	5	11	2	2	4	0	0	0	1	1	2	18	12	30	0	0	0	18	12	30
MA I(ENGLISH)	0	0	0	0	0	0	0	0	0	0	0	0	0	0	0	0	0	0	0	0	0	0	0	0
MA II(ENGLISH)	4	20	24	4	7	11	0	1	1	0	0	0	1	11	12	9	39	48	0	0	0	9	39	48

## Student Strength 2022-23

CLASS	GEN			OBC			SC			ST			MINORITY			TOTAL			CANCELLED			GRAND TOTAL			
	M	F	TOTAL	M	F	TOTAL	M	F	TOTAL	M	F	TOTAL	M	F	TOTAL	M	F	TOTAL	M	F	TOTAL	M	F	TOTAL	
MA I(GEO.)	0	0	0	0	0	0	0	0	0	0	0	0	0	0	0	0	0	0	0	0	0	0	0	0	0
MA II(GEO.)	10	8	18	7	9	16	2	1	3	0	0	0	1	4	5	20	22	42	0	0	0	20	22	42	
MA I(HINDI)	0	0	0	0	0	0	0	0	0	0	0	0	0	0	0	0	0	0	0	0	0	0	0	0	0
MA II(HINDI)	1	9	10	3	9	12	2	3	5	0	0	0	0	0	0	6	21	27	0	0	0	6	21	27	
MA I(MED.His.)	0	0	0	0	0	0	0	0	0	0	0	0	0	0	0	0	0	0	0	0	0	0	0	0	0
MA II(MED.His.)	14	5	19	7	6	13	0	3	3	0	0	0	0	1	1	21	15	36	0	0	0	21	15	36	
MA I(POL.Sc.)	0	0	0	0	0	0	0	0	0	0	0	0	0	0	0	0	0	0	0	0	0	0	0	0	0
MA II(POL.Sc.)	13	11	24	8	11	19	2	3	5	0	0	0	1	6	7	24	31	55	0	0	0	24	31	55	
MCOM I	0	0	0	0	0	0	0	0	0	0	0	0	0	0	0	0	0	0	0	0	0	0	0	0	0
MCOM II	35	56	91	7	26	33	5	7	12	0	0	0	3	9	12	50	98	148	0	0	0	50	98	148	
MCOM I Sem	8	1	9	1	3	4	0	0	0	0	0	0	0	3	3	9	7	16	0	0	0	9	7	16	
MCOM II Sem	9	63	72	19	26	45	2	2	4	0	0	0	4	19	23	34	110	144	0	0	0	34	110	144	
MCOM III Sem	0	0	0	0	0	0	0	0	0	0	0	0	0	0	0	0	0	0	0	0	0	0	0	0	0
MCOM IV Sem	0	0	0	0	0	0	0	0	0	0	0	0	0	0	0	0	0	0	0	0	0	0	0	0	0
M.Ed. I	4	1	5	4	2	6	2	0	2	0	0	0	1	0	1	11	3	14	0	0	0	11	3	14	
M.Ed. II	4	0	4	6	0	6	3	0	3	0	0	0	0	0	0	13	0	13	0	0	0	13	0	13	
M.Sc I (ENTO)	0	0	0	0	0	0	0	0	0	0	0	0	0	0	0	0	0	0	0	0	0	0	0	0	0
M.Sc II (ENTO)	20	2	22	8	3	11	0	0	0	0	0	0	1	1	2	29	6	35	0	0	0	29	6	35	
M.Sc I (GPB)	0	0	0	0	0	0	0	0	0	0	0	0	0	0	0	0	0	0	0	0	0	0	0	0	0
M.Sc II (GPB)	10	2	12	15	4	19	1	1	2	1	0	1	0	0	0	27	7	34	0	0	0	27	7	34	
M.Sc I (HAB)	0	0	0	0	0	0	0	0	0	0	0	0	0	0	0	0	0	0	0	0	0	0	0	0	0
M.Sc II (HAB)	17	5	22	10	1	11	0	2	2	0	0	0	0	0	0	27	8	35	0	0	0	27	8	35	
M.Sc I Sem (AC)	2	0	2	1	0	1	0	0	0	0	0	0	0	0	0	3	0	3	0	0	0	3	0	3	
M.Sc II Sem (AC)	9	0	9	4	3	7	0	0	0	0	0	0	0	0	0	13	3	16	0	0	0	13	3	16	
M.Sc III Sem (AC)	0	0	0	0	0	0	0	0	0	0	0	0	0	0	0	0	0	0	0	0	0	0	0	0	0
M.Sc IV Sem (AC)	0	0	0	0	0	0	0	0	0	0	0	0	0	0	0	0	0	0	0	0	0	0	0	0	0
M.Sc I Sem (AGRO)	2	0	2	1	0	1	0	0	0	0	0	0	0	0	0	3	0	3	0	0	0	3	0	3	
M.Sc II Sem (AGRO)	19	4	23	7	2	9	2	0	2	0	0	0	0	1	1	28	7	35	0	0	0	28	7	35	
M.Sc III Sem (AGRO)	0	0	0	0	0	0	0	0	0	0	0	0	0	0	0	0	0	0	0	0	0	0	0	0	0
M.Sc IV Sem (AGRO)	0	0	0	0	0	0	0	0	0	0	0	0	0	0	0	0	0	0	0	0	0	0	0	0	0
M.Sc I Sem (Bot.)	0	1	1	0	0	0	0	1	1	0	0	0	0	0	0	0	2	2	0	0	0	0	2	2	
M.Sc II Sem (Bot.)	1	18	19	0	9	9	1	4	5	0	0	0	0	3	3	2	34	36	0	0	0	2	34	36	



## Student Strength 2022-23

CLASS	GEN			OBC			SC			ST			MINORITY			TOTAL			CANCELLED			GRAND TOTAL		
	M	F	TOTAL	M	F	TOTAL	M	F	TOTAL	M	F	TOTAL	M	F	TOTAL	M	F	TOTAL	M	F	TOTAL	M	F	TOTAL
M.Sc I Sem (Math)	2	2	4	1	2	3	0	1	1	0	0	0	1	0	1	4	5	9	0	0	0	4	5	9
M.Sc II Sem (Math)	11	18	29	11	18	29	0	1	1	0	0	0	1	5	6	23	42	65	0	0	0	23	42	65
M.Sc III Sem (Math)	0	0	0	0	0	0	0	0	0	0	0	0	0	0	0	0	0	0	0	0	0	0	0	0
M.Sc IV Sem (Math)	0	0	0	0	0	0	0	0	0	0	0	0	0	0	0	0	0	0	0	0	0	0	0	0
M.Sc I Sem (Micro)	0	0	0	1	0	1	1	0	1	0	0	0	0	0	0	2	0	2	0	0	0	2	0	2
M.Sc II Sem (Micro)	4	9	13	5	3	8	1	0	1	0	0	0	1	4	5	11	16	27	0	0	0	11	16	27
M.Sc III Sem (Micro)	0	0	0	0	0	0	0	0	0	0	0	0	0	0	0	0	0	0	0	0	0	0	0	0
M.Sc IV Sem (Micro)	0	0	0	0	0	0	0	0	0	0	0	0	0	0	0	0	0	0	0	0	0	0	0	0
M.Sc I Sem (Phy.)	1	1	2	0	2	2	0	0	0	0	0	0	0	0	0	1	3	4	0	0	0	1	3	4
M.Sc II Sem (Phy.)	5	11	16	6	4	10	2	1	3	0	0	0	1	1	2	14	17	31	0	0	0	14	17	31
M.Sc III Sem (Phy.)	0	0	0	0	0	0	0	0	0	0	0	0	0	0	0	0	0	0	0	0	0	0	0	0
M.Sc IV Sem (Phy.)	0	0	0	0	0	0	0	0	0	0	0	0	0	0	0	0	0	0	0	0	0	0	0	0
M.Sc I Sem (Zoology)	0	1	1	1	0	1	0	1	1	0	0	0	0	0	0	1	2	3	0	1	1	1	1	2
M.Sc II Sem (Zoology)	1	17	18	1	10	11	1	1	2	0	0	0	2	3	5	5	31	36	0	0	0	5	31	36
M.Sc III Sem (Zoology)	0	0	0	0	0	0	0	0	0	0	0	0	0	0	0	0	0	0	0	0	0	0	0	0
M.Sc IV Sem (Zoology)	0	0	0	0	0	0	0	0	0	0	0	0	0	0	0	0	0	0	0	0	0	0	0	0
M.Sc I (Bot.)	0	0	0	0	0	0	0	0	0	0	0	0	0	0	0	0	0	0	0	0	0	0	0	0
M.Sc II (Bot.)	3	18	21	0	10	10	0	0	0	0	0	0	0	7	7	3	35	38	0	0	0	3	35	38
M.Sc I (CD)	0	0	0	0	0	0	0	0	0	0	0	0	0	0	0	0	0	0	0	0	0	0	0	0
M.Sc II (CD)	0	2	2	0	2	2	0	0	0	0	0	0	0	0	0	0	4	4	0	0	0	0	4	4
M.Sc I (Chemistry)	0	0	0	0	0	0	0	0	0	0	0	0	0	0	0	0	0	0	0	0	0	0	0	0
M.Sc II (Chemistry)	15	14	29	9	5	14	1	2	3	0	0	0	0	3	3	25	24	49	0	0	0	25	24	49
M.Sc I (Env. Science)	0	0	0	0	0	0	0	0	0	0	0	0	0	0	0	0	0	0	0	0	0	0	0	0
M.Sc II (Env. Science)	1	0	1	1	3	4	0	0	0	0	0	0	1	0	1	3	3	6	0	0	0	3	3	6
M.Sc I (FN)	0	0	0	0	0	0	0	0	0	0	0	0	0	0	0	0	0	0	0	0	0	0	0	0
M.Sc II (FN)	0	14	14	0	4	4	0	1	1	0	0	0	0	0	0	0	19	19	0	0	0	0	19	19
M.Sc I (Math)	0	0	0	0	0	0	0	0	0	0	0	0	0	0	0	0	0	0	0	0	0	0	0	0
M.Sc II (Math)	6	16	22	9	9	18	1	1	2	0	0	0	0	3	3	16	29	45	0	0	0	16	29	45
M.Sc. I (Micro)	0	0	0	0	0	0	0	0	0	0	0	0	0	0	0	0	0	0	0	0	0	0	0	0
M.Sc II (Micro)	6	9	15	3	3	6	0	0	0	0	0	0	0	3	3	9	15	24	0	0	0	9	15	24
M.Sc I (Phy.)	0	0	0	0	0	0	0	0	0	0	0	0	0	0	0	0	0	0	0	0	0	0	0	0
M.Sc II (Phy.)	10	14	24	4	3	7	0	1	1	0	0	0	0	2	2	14	20	34	0	0	0	14	20	34



## Student Strength 2022-23

CLASS	GEN			OBC			SC			ST			MINORITY			TOTAL			CANCELLED			GRAND TOTAL		
	M	F	TOTAL	M	F	TOTAL	M	F	TOTAL	M	F	TOTAL	M	F	TOTAL	M	F	TOTAL	M	F	TOTAL	M	F	TOTAL
M.Sc I(Zoology)	0	0	0	0	0	0	0	0	0	0	0	0	0	0	0	0	0	0	0	0	0	0	0	0
M.Sc II(Zoology)	3	16	19	0	11	11	0	2	2	0	0	0	0	4	4	3	33	36	0	0	0	3	33	36
<b>TOTAL :</b>	<b>384</b>	<b>508</b>	<b>892</b>	<b>265</b>	<b>306</b>	<b>571</b>	<b>50</b>	<b>60</b>	<b>110</b>	<b>1</b>	<b>0</b>	<b>1</b>	<b>33</b>	<b>127</b>	<b>160</b>	<b>733</b>	<b>1001</b>	<b>1734</b>	<b>1</b>	<b>1</b>	<b>2</b>	<b>732</b>	<b>1000</b>	<b>1732</b>
<b>GRAND TOTAL :</b>	<b>2803</b>	<b>2064</b>	<b>4867</b>	<b>2725</b>	<b>1669</b>	<b>4394</b>	<b>777</b>	<b>394</b>	<b>1171</b>	<b>8</b>	<b>2</b>	<b>10</b>	<b>711</b>	<b>669</b>	<b>1380</b>	<b>7034</b>	<b>4797</b>	<b>11831</b>	<b>34</b>	<b>9</b>	<b>43</b>	<b>6990</b>	<b>4789</b>	<b>11779</b>



## Student Strength 2021-22

	M	F	TOTAL	M	F	TOTAL	M	F	TOTAL	M	F	TOTAL	M	F	TOTAL	M	F	TOTAL	M	F	TOTAL	M	F	TOTAL
B.Sc II(H.Sc.)	0	8	8	1	7	8	0	3	3	0	0	0	0	3	3	1	21	22	0	0	0	1	21	22
B.Sc III(H.Sc.)	0	8	8	0	6	6	0	1	1	0	0	0	0	1	1	0	16	16	0	0	0	0	16	16
B. Sc I (Maths)	0	0	0	0	0	0	0	0	0	0	0	0	0	0	0	0	0	0	0	0	0	0	0	0
B. Sc II (Maths)	106	81	187	127	70	197	30	8	38	0	0	0	17	8	25	280	167	447	0	0	0	280	167	447
B. Sc III (Maths)	151	106	257	118	91	209	29	19	48	0	0	0	17	18	35	315	234	549	0	0	0	315	234	549
B.Sc I Sem	42	21	63	42	13	55	17	4	21	0	0	0	8	5	13	109	45	154	0	0	0	109	45	154
B.Sc II Sem	179	190	369	174	203	377	78	43	121	0	0	0	46	62	108	477	498	975	0	0	0	477	498	975
LL.B I Sem.	10	1	11	6	0	6	2	0	2	0	0	0	1	1	2	19	2	21	0	0	0	19	2	21
LL.B II Sem.	91	27	118	73	16	89	34	6	40	0	0	0	32	6	38	230	55	285	0	0	0	230	55	285
LL.B III Sem.	3	0	3	0	0	0	0	0	0	0	0	0	0	0	0	3	0	3	0	0	0	3	0	3
LL.B IV Sem.	79	21	100	72	12	84	35	8	43	0	0	0	17	5	22	203	46	249	0	0	0	203	46	249
LL.B V Sem.	3	0	3	2	0	2	0	0	0	0	0	0	0	0	0	5	0	5	0	0	0	5	0	5
LL.B VI Sem.	89	31	120	53	14	67	32	7	39	0	0	0	27	5	32	201	57	258	0	0	0	201	57	258
<b>TOTAL :</b>	<b>2631</b>	<b>1617</b>	<b>4248</b>	<b>2512</b>	<b>1323</b>	<b>3835</b>	<b>750</b>	<b>303</b>	<b>1072</b>	<b>5</b>	<b>3</b>	<b>8</b>	<b>751</b>	<b>530</b>	<b>1281</b>	<b>6669</b>	<b>3779</b>	<b>10448</b>	<b>0</b>	<b>0</b>	<b>0</b>	<b>6652</b>	<b>3777</b>	<b>10429</b>
M.Sc I (AC)	7	2	9	14	3	17	0	0	0	0	0	0	0	0	0	22	5	27	0	0	0	22	5	27
MSc. II (AC)	13	0	13	19	0	19	5	0	5	0	0	0	0	0	0	37	0	37	0	0	0	37	0	37
M.Sc I (AGRO)	17	0	17	20	1	21	0	0	0	0	0	0	0	0	0	37	1	38	0	0	0	37	1	38
M.Sc II (AGRO)	14	1	15	16	1	17	3	0	3	0	0	0	2	0	2	35	2	37	0	0	0	35	2	37
MA I(ECONOMICS)	10	4	14	6	5	11	2	2	4	0	0	0	1	1	2	19	12	31	0	0	0	19	12	31
MA II(ECONOMICS)	4	11	15	6	5	11	0	0	0	0	0	0	0	1	1	10	17	27	0	0	0	10	17	27
MA I(ENGLISH)	5	23	28	4	7	11	1	1	2	0	0	0	1	12	13	11	43	54	0	0	0	11	43	54
MA II(ENGLISH)	9	11	20	3	11	14	2	4	6	0	0	0	0	5	5	14	31	45	0	0	0	14	31	45
MA I(GEO.)	11	8	19	8	8	16	2	1	3	0	0	0	1	5	6	22	22	44	0	0	0	22	22	44
MA II(GEO.)	6	8	14	3	8	11	5	1	6	0	0	0	1	2	3	15	19	34	0	0	0	15	19	34
MA I(HINDI)	3	9	12	4	10	14	2	4	6	0	0	0	1	0	1	10	23	33	0	0	0	10	23	33
MA II(HINDI)	2	10	12	0	6	6	0	2	2	0	0	0	0	1	1	2	19	21	0	0	0	2	19	21
MA I(MED.His.)	17	6	23	9	5	14	1	5	6	0	0	0	1	2	3	28	18	46	0	0	0	28	18	46
MA II(MED.His.)	3	4	7	3	3	6	1	1	2	0	0	0	0	1	1	7	9	16	0	0	0	7	9	16
MA I(POL.Sc.)	16	12	28	11	11	22	2	4	6	0	0	0	1	7	8	30	34	64	0	0	0	30	34	64
MA II(POL.Sc.)	8	12	20	8	4	12	1	2	3	0	0	0	3	1	4	20	19	39	0	0	0	20	19	39
MCOM I	35	59	94	10	26	36	5	7	12	0	0	0	7	11	18	57	103	160	0	0	0	57	103	160
MCOM II	50	45	95	15	34	49	1	2	3	0	0	0	2	8	10	68	89	157	0	0	0	68	89	157
M.Ed. I	4	1	5	6	0	6	3	1	4	0	0	0	0	0	0	13	2	15	0	0	0	13	2	15

## Student Strength 2021-22

CLASS	GEN			OBC			SC			ST			MINORITY			TOTAL			CANCELLED			GRAND TOTAL		
	M	F	TOTAL	M	F	TOTAL	M	F	TOTAL	M	F	TOTAL	M	F	TOTAL	M	F	TOTAL	M	F	TOTAL	M	F	TOTAL
M.Ed. II	4	1	5	5	1	6	2	0	2	0	0	0	0	1	1	11	3	14	0	0	0	11	3	14
M.Sc I (ENTO)	21	2	23	8	3	11	0	0	0	0	0	0	1	1	2	30	6	36	0	0	0	30	6	36
M.Sc II (ENTO)	12	0	12	10	1	11	3	0	3	0	0	0	0	0	0	25	1	26	0	0	0	25	1	26
M.Sc I (GPB)	11	3	14	17	4	21	1	1	2	1	0	1	0	0	0	30	8	38	0	0	0	30	8	38
M.Sc II (GPB)	8	2	10	7	1	8	2	0	2	0	0	0	0	2	2	17	5	22	0	0	0	17	5	22
M.Sc I (HAB)	20	5	25	10	1	11	0	2	2	0	0	0	0	0	0	30	8	38	0	0	0	30	8	38
M.Sc II (HAB)	19	2	21	11	3	14	0	1	1	0	0	0	0	1	1	30	7	37	0	0	0	30	7	37
M.Sc I(Bot.)	3	18	21	0	10	10	0	0	0	0	0	0	0	7	7	3	35	38	0	0	0	3	35	38
M.Sc II(Bot.)	3	21	24	0	11	11	0	1	1	0	0	0	0	0	0	3	33	36	0	0	0	3	33	36
M.Sc I(CD)	0	2	2	0	2	2	0	0	0	0	0	0	0	0	0	0	4	4	0	0	0	0	4	4
M.Sc II(CD)	0	0	0	0	3	3	0	0	0	0	0	0	0	0	0	0	3	3	0	0	0	0	3	3
M.Sc I(Chemistry)	15	14	29	9	6	15	1	2	3	0	0	0	0	3	3	25	25	50	0	0	0	25	25	50
M.Sc II(Chemistry)	14	19	33	7	4	11	2	0	2	0	0	0	1	3	4	24	26	50	0	0	0	24	26	50
M.Sc I (Env. Science)	1	0	1	1	3	4	0	0	0	0	0	0	1	0	1	3	3	6	0	0	0	3	3	6
M.Sc II(Env.Science)	3	5	8	1	2	3	2	0	2	0	0	0	0	0	0	6	7	13	0	0	0	6	7	13
M.Sc I(FN)	0	14	14	0	4	4	0	1	1	0	0	0	0	0	0	0	19	19	0	0	0	0	19	19
M.Sc II(FN)	0	5	5	1	7	8	0	0	0	0	0	0	0	2	2	1	14	15	0	0	0	1	14	15
M.Sc I(Math)	6	17	23	11	10	21	1	2	3	0	0	0	0	3	3	18	32	50	0	0	0	18	32	50
M.Sc II(Math)	11	29	40	13	18	31	2	3	5	0	0	0	1	2	3	27	52	79	0	0	0	27	52	79
M.Sc. I (Micro)	6	9	15	3	3	6	0	0	0	0	0	0	0	3	3	9	15	24	0	0	0	9	15	24
M.Sc II(Micro)	3	4	7	3	1	4	0	0	0	0	0	0	1	1	2	7	6	13	0	0	0	7	6	13
M.Sc I(Phy.)	10	14	24	4	5	9	1	1	2	0	0	0	0	2	2	15	22	37	0	0	0	15	22	37
M.Sc II(Phy.)	11	14	25	5	8	13	2	0	2	0	0	0	0	0	0	18	22	40	0	0	0	18	22	40
M.Sc I(Zoology)	3	16	19	1	11	12	1	2	3	0	0	0	0	4	4	5	33	38	0	0	0	5	33	38
M.Sc II(Zoology)	1	19	20	1	11	12	0	1	1	0	0	0	1	10	11	3	41	44	0	0	0	3	41	44
<b>TOTAL :</b>	<b>419</b>	<b>461</b>	<b>880</b>	<b>293</b>	<b>281</b>	<b>574</b>	<b>56</b>	<b>54</b>	<b>110</b>	<b>1</b>	<b>0</b>	<b>1</b>	<b>27</b>	<b>102</b>	<b>129</b>	<b>797</b>	<b>898</b>	<b>1695</b>	<b>0</b>	<b>0</b>	<b>0</b>	<b>797</b>	<b>898</b>	<b>1695</b>
<b>GRAND TOTAL :</b>	<b>3050</b>	<b>2078</b>	<b>5128</b>	<b>2805</b>	<b>1604</b>	<b>4409</b>	<b>806</b>	<b>357</b>	<b>1182</b>	<b>6</b>	<b>3</b>	<b>9</b>	<b>778</b>	<b>632</b>	<b>1410</b>	<b>7466</b>	<b>4677</b>	<b>12143</b>	<b>0</b>	<b>0</b>	<b>0</b>	<b>7449</b>	<b>4675</b>	<b>12124</b>

## Student Strength 2020-21

CLASS	GEN			OBC			SC			ST			MINORITY			TOTAL			CANCELLED			GRAND TOTAL		
	M	F	TOTAL	M	F	TOTAL	M	F	TOTAL	M	F	TOTAL	M	F	TOTAL	M	F	TOTAL	M	F	TOTAL	M	F	TOTAL
BA I	144	111	255	188	102	290	71	28	99	1	0	1	63	49	112	467	290	757	0	0	0	467	290	757
BA II	114	106	220	119	75	194	50	33	83	0	0	0	52	63	115	335	277	612	0	0	0	335	277	612
BA III	91	91	182	88	62	150	30	16	46	0	0	0	40	38	78	249	207	456	0	0	0	249	207	456
B.B.A. I Sem.	2	1	3	3	0	3	0	0	0	0	0	0	3	0	3	8	1	9	0	0	0	8	1	9
B.B.A. II Sem.	44	17	61	18	6	24	2	1	3	0	0	0	17	3	20	81	27	108	0	0	0	81	27	108
B.B.A. III Sem.	18	5	23	11	1	12	1	0	1	0	0	0	6	0	6	36	6	42	0	0	0	36	6	42
B.B.A. IV Sem.	18	14	32	9	2	11	0	0	0	0	0	0	11	5	16	38	21	59	0	0	0	38	21	59
B.B.A. V Sem.	13	6	19	2	0	2	1	0	1	0	0	0	4	1	5	20	7	27	0	0	0	20	7	27
B.B.A. VI Sem.	20	9	29	3	1	4	1	1	2	0	0	0	5	1	6	29	12	41	0	0	0	29	12	41
B.COM I	194	110	304	144	64	208	25	15	40	0	0	0	96	53	149	459	242	701	0	0	0	459	242	701
B.COM II	215	144	359	146	92	238	36	8	44	0	0	0	93	38	131	490	282	772	0	0	0	490	282	772
B.COM III	204	146	350	142	88	230	37	10	47	0	0	0	52	26	78	435	270	705	0	0	0	435	270	705
B.Ed. I	32	8	40	32	3	35	15	3	18	0	1	1	2	1	3	81	16	97	0	0	0	81	16	97
B.ED-II	14	7	21	33	4	37	16	3	19	1	0	1	1	0	1	65	14	79	0	0	0	65	14	79
B.P.Ed-I	2	1	3	0	3	3	0	1	1	0	0	0	1	0	1	3	5	8	0	0	0	3	5	8
B.P.Ed-II	10	2	12	7	2	9	2	2	4	0	0	0	0	0	0	19	6	25	0	0	0	19	6	25
B.Sc I Sem (AG)	12	0	12	14	2	16	7	0	7	0	0	0	0	0	0	33	2	35	0	0	0	33	2	35
B.Sc II Sem(AG)	174	24	198	187	33	220	28	6	34	1	0	1	13	1	14	403	64	467	0	0	0	403	64	467
B.Sc III Sem(AG)	0	0	0	2	2	4	0	0	0	0	0	0	0	0	0	2	2	4	0	0	0	2	2	4
B.Sc IV Sem(AG)	165	33	198	166	32	198	32	7	39	2	0	2	18	4	22	383	76	459	0	0	0	383	76	459
B.Sc II Yr (AG)	0	0	0	0	0	0	0	0	0	0	0	0	0	0	0	0	0	0	0	0	0	0	0	0
B.Sc III Yr (AG)	188	32	220	175	31	206	48	4	52	1	0	1	21	5	26	433	72	505	0	0	0	433	72	505
B.Sc IV Yr(AG)	214	32	246	187	35	222	45	7	52	0	0	0	7	0	7	453	74	527	0	0	0	453	74	527
B. Sc I (BIO)	55	96	151	68	96	164	38	30	68	0	0	0	24	54	78	185	276	461	0	0	0	185	276	461
B.Sc II (BIO)	45	133	178	64	89	153	22	25	47	0	0	0	13	40	53	144	287	431	0	0	0	144	287	431
B.Sc III (BIO)	29	107	136	35	89	124	15	9	24	0	0	0	7	26	33	86	231	317	0	0	0	86	231	317
B.Sc I(H.Sc.)	0	8	8	1	7	8	0	3	3	0	0	0	0	3	3	1	21	22	0	0	0	1	21	22
B.Sc II(H.Sc.)	0	8	8	0	6	6	0	1	1	0	0	0	0	1	1	0	16	16	0	0	0	0	16	16
B.Sc III(H.Sc.)	0	21	21	0	15	15	0	4	4	0	0	0	0	6	6	0	46	46	0	0	0	0	46	46
B. Sc I (Maths)	131	84	215	151	73	224	38	10	48	0	0	0	22	9	31	342	176	518	0	0	0	342	176	518
B. Sc II (Maths)	150	106	256	121	90	211	30	18	48	0	0	0	17	18	35	318	232	550	0	0	0	318	232	550

## Student Strength 2020-21

CLASS	GEN			OBC			SC			ST			MINORITY			TOTAL			CANCELLED			GRAND TOTAL		
	M	F	TOTAL	M	F	TOTAL	M	F	TOTAL	M	F	TOTAL	M	F	TOTAL	M	F	TOTAL	M	F	TOTAL	M	F	TOTAL
B. Sc III (Maths)	120	111	231	105	89	194	23	10	33	0	0	0	8	11	19	256	221	477	0	0	0	256	221	477
LL.B I Sem.	14	5	19	14	0	14	5	2	7	0	0	0	6	0	6	39	7	46	0	0	0	39	7	46
LL.B II Sem.	85	20	105	75	12	87	36	8	44	0	0	0	21	5	26	217	45	262	0	0	0	217	45	262
LL.B III Sem.	0	0	0	1	0	1	0	0	0	0	0	0	0	0	0	1	0	1	0	0	0	1	0	1
LL.B IV Sem.	94	32	126	55	14	69	33	6	39	0	0	0	27	6	33	209	58	267	0	0	0	209	58	267
LL.B V Sem.	0	0	0	0	0	0	0	0	0	0	0	0	0	0	0	0	0	0	0	0	0	0	0	0
LL.B VI Sem.	99	34	133	73	10	83	26	7	33	0	0	0	18	3	21	216	54	270	0	0	0	216	54	270
<b>TOTAL :</b>	<b>2710</b>	<b>1664</b>	<b>4374</b>	<b>2439</b>	<b>1230</b>	<b>3669</b>	<b>713</b>	<b>278</b>	<b>991</b>	<b>6</b>	<b>1</b>	<b>7</b>	<b>668</b>	<b>470</b>	<b>1138</b>	<b>6536</b>	<b>3643</b>	<b>10179</b>	<b>0</b>	<b>0</b>	<b>0</b>	<b>6536</b>	<b>3643</b>	<b>10179</b>
M.Sc I (AC)	13	0	13	20	0	20	5	0	5	0	0	0	0	0	0	38	0	38	0	0	0	38	0	38
MSc. II (AC)	2	0	2	3	0	3	0	0	0	0	0	0	0	0	0	5	0	5	0	0	0	5	0	5
M.Sc I (AGRO)	15	1	16	16	1	17	3	0	3	0	0	0	2	0	2	36	2	38	0	0	0	36	2	38
M.Sc II (AGRO)	16	1	17	10	2	12	0	0	0	0	0	0	0	0	0	26	3	29	0	0	0	26	3	29
MA I(ECONOMICS)	5	8	13	6	5	11	1	0	1	0	0	0	1	0	1	13	13	26	0	0	0	13	13	26
MA II(ECONOMICS)	7	3	10	3	7	10	0	0	0	0	0	0	0	0	0	10	10	20	0	0	0	10	10	20
MA I(ENGLISH)	8	8	16	3	11	14	2	3	5	0	0	0	0	5	5	13	27	40	0	0	0	13	27	40
MA II(ENGLISH)	3	16	19	2	3	5	2	1	3	0	0	0	1	4	5	8	24	32	0	0	0	8	24	32
MA I(GEO.)	5	9	14	3	7	10	6	1	7	0	0	0	1	4	5	15	21	36	0	0	0	15	21	36
MA II(GEO.)	7	7	14	5	6	11	2	1	3	0	0	0	0	6	6	14	20	34	0	0	0	14	20	34
MA I(HINDI)	2	10	12	0	8	8	0	2	2	0	0	0	0	1	1	2	21	23	0	0	0	2	21	23
MA II(HINDI)	2	5	7	4	9	13	1	4	5	0	0	0	0	0	0	7	18	25	0	0	0	7	18	25
MA I(MED.His.)	4	4	8	4	3	7	1	1	2	0	0	0	0	1	1	9	9	18	0	0	0	9	9	18
MA II(MED.His.)	0	4	4	6	4	10	0	1	1	0	0	0	0	2	2	6	11	17	0	0	0	6	11	17
MA I(POL.Sc.)	10	12	22	10	6	16	1	2	3	0	0	0	4	2	6	25	22	47	0	0	0	25	22	47
MA II(POL.Sc.)	7	2	9	3	2	5	3	0	3	0	0	0	0	2	2	13	6	19	0	0	0	13	6	19
MCOM I	50	45	95	16	35	51	1	2	3	0	0	0	3	8	11	70	90	160	0	0	0	70	90	160
MCOM II	36	49	85	12	19	31	3	3	6	0	0	0	5	18	23	56	89	145	0	0	0	56	89	145
M.Ed. I	4	1	5	7	1	8	2	1	3	0	0	0	0	1	1	13	4	17	0	0	0	13	4	17
M.Ed. II	2	0	2	1	2	3	2	0	2	0	0	0	0	0	0	5	2	7	0	0	0	5	2	7
M.Sc I (ENTO)	13	0	13	11	1	12	3	0	3	0	0	0	0	0	0	27	1	28	0	0	0	27	1	28
M.Sc II (ENTO)	2	0	2	1	1	2	0	0	0	0	0	0	0	0	0	3	1	4	0	0	0	3	1	4
M.Sc I (GPB)	8	2	10	8	1	9	2	0	2	0	0	0	0	2	2	18	5	23	0	0	0	18	5	23

## Student Strength 2020-21

CLASS	GEN			OBC			SC			ST			MINORITY			TOTAL			CANCELLED			GRAND TOTAL		
	M	F	TOTAL	M	F	TOTAL	M	F	TOTAL	M	F	TOTAL	M	F	TOTAL	M	F	TOTAL	M	F	TOTAL	M	F	TOTAL
M.Sc II (GPB)	1	1	2	5	1	6	0	0	0	0	0	0	1	0	1	7	2	9	0	0	0	7	2	9
M.Sc I (HAB)	20	2	22	12	3	15	0	1	1	0	0	0	0	1	1	32	7	39	0	0	0	32	7	39
M.Sc II (HAB)	10	1	11	18	1	19	4	1	5	0	0	0	0	0	0	32	3	35	0	0	0	32	3	35
M.Sc I(Bot.)	3	21	24	0	11	11	1	1	2	0	0	0	0	0	0	4	33	37	0	0	0	4	33	37
M.Sc II(Bot.)	3	16	19	1	8	9	1	3	4	0	0	0	0	5	5	32	37	0	0	0	5	32	37	
M.Sc I(CD)	0	0	0	0	2	2	0	0	0	0	0	0	0	0	0	0	2	2	0	0	0	0	2	2
M.Sc II(CD)	0	3	3	0	2	2	0	1	1	0	0	0	0	0	0	0	6	6	0	0	0	0	6	6
M.Sc I(Chemistry)	16	18	34	7	4	11	2	0	2	0	0	0	1	3	4	26	25	51	1	0	1	25	25	50
M.Sc II(Chemistry)	17	7	24	10	5	15	1	1	2	0	0	0	3	1	4	31	14	45	0	0	0	31	14	45
M.Sc I (Env. Science)	2	5	7	1	2	3	2	0	2	0	0	0	0	0	0	5	7	12	0	0	0	5	7	12
M.Sc II(Env.Science)	5	5	10	0	1	1	0	0	0	0	0	0	0	2	2	5	8	13	0	0	0	5	8	13
M.Sc I(FN)	0	5	5	0	7	7	0	0	0	0	0	0	0	2	2	0	14	14	0	0	0	0	14	14
M.Sc II(FN)	0	4	4	0	0	0	0	1	1	0	0	0	0	1	1	0	6	6	0	0	0	0	6	6
M.Sc I(Math)	10	29	39	16	16	32	1	3	4	0	0	0	1	2	3	28	50	78	0	0	0	28	50	78
M.Sc II(Math)	14	20	34	10	8	18	8	2	10	0	0	0	2	4	6	34	34	68	0	0	0	34	34	68
M.Sc. I (Micro)	2	3	5	1	1	2	0	0	0	0	0	0	1	2	3	4	6	10	0	0	0	4	6	10
M.Sc II(Micro)	3	7	10	5	3	8	0	1	1	0	0	0	1	3	4	9	14	23	0	0	0	9	14	23
M.Sc I(Phy.)	10	13	23	7	6	13	2	0	2	0	0	0	0	0	0	19	19	38	0	0	0	19	19	38
M.Sc II(Phy.)	7	13	20	5	7	12	1	1	2	0	0	0	0	2	2	13	23	36	0	0	0	13	23	36
M.Sc I(Zoology)	0	18	18	2	6	8	0	1	1	0	0	0	1	10	11	3	35	38	0	0	0	3	35	38
M.Sc II(Zoology)	4	10	14	1	10	11	2	1	3	0	0	0	0	10	10	7	31	38	0	0	0	7	31	38
<b>TOTAL :</b>	<b>348</b>	<b>388</b>	<b>736</b>	<b>255</b>	<b>238</b>	<b>493</b>	<b>65</b>	<b>40</b>	<b>105</b>	<b>0</b>	<b>0</b>	<b>0</b>	<b>28</b>	<b>104</b>	<b>132</b>	<b>696</b>	<b>770</b>	<b>1466</b>	<b>1</b>	<b>0</b>	<b>1</b>	<b>695</b>	<b>770</b>	<b>1465</b>

## Student Strength 2019-20

CLASS	GEN			OBC			SC			ST			MINORITY			TOTAL			CANCELLED			GRAND TOTAL		
	M	F	TOTAL	M	F	TOTAL	M	F	TOTAL	M	F	TOTAL	M	F	TOTAL	M	F	TOTAL	M	F	TOTAL	M	F	TOTAL
BA I	156	126	282	194	110	304	70	46	116	0	0	0	87	77	164	507	359	866	0	2	2	502	357	864
BA II	95	90	185	93	63	156	30	15	45	0	0	0	40	42	82	258	210	468	0	0	0	258	210	468
BA III	42	44	86	68	57	125	22	8	30	0	1	1	32	25	57	164	135	299	0	0	0	164	135	299
B.B.A. I Sem.	9	1	10	4	0	4	0	0	0	0	0	0	3	0	3	16	1	17	0	0	0	16	1	17
B.B.A. II Sem.	22	19	41	18	2	20	0	0	0	0	0	0	35	7	42	75	28	103	0	0	0	75	28	103
B.B.A. III Sem.	4	5	9	1	0	1	0	0	0	0	0	0	4	0	4	9	5	14	0	0	0	9	5	14
B.B.A. IV Sem.	40	15	55	5	2	7	2	1	3	0	0	0	11	2	13	58	20	78	0	0	0	58	20	78
B.B.A. V Sem.	2	1	3	1	1	2	0	0	0	0	0	0	5	0	5	8	2	10	0	0	0	8	2	10
B.B.A. VI Sem.	18	12	30	4	0	4	1	1	2	0	0	0	10	3	13	33	16	49	0	0	0	33	16	49
B.COM I	231	154	385	170	100	270	39	13	52	0	0	0	107	40	147	547	307	854	1	1	2	546	306	852
B.COM II	214	147	361	152	91	243	40	11	51	0	0	0	56	28	84	462	277	739	0	0	0	462	277	739
B.COM III	172	112	284	102	81	183	19	2	21	0	0	0	59	40	99	352	235	587	0	0	0	352	235	587
B.Ed. I	15	8	23	39	4	43	16	3	19	1	0	1	2	0	2	73	15	88	0	0	0	73	15	88
B.ED-II	23	7	30	22	6	28	8	8	16	1	0	1	0	0	0	54	21	75	0	0	0	54	21	75
B.P.Ed-I	10	2	12	7	2	9	2	2	4	0	0	0			19	6	25	0	0	0	0	19	6	25
B.P.Ed-II	6	2	8	6	3	9	2	0	2	0	0	0	8	0	8	22	5	27	0	0	0	22	5	27
B.Sc I(AG)	236	38	274	211	35	246	62	8	70	2	0	2	9	2	11	520	83	603	2	0	2	518	83	601
B.Sc II(AG)	186	33	219	180	30	210	50	4	54	1	0	1	22	6	28	439	73	512	0	0	0	439	73	512
B.Sc III(AG)	212	32	244	187	35	222	47	7	54	0	0	0	7	0	7	453	74	527	0	0	0	453	74	527
B.Sc IV(AG)	167	32	199	240	23	263	66	6	72	0	0	0	12	6	18	485	67	552	0	0	0	485	67	552
B. Sc I (BIO)	58	146	204	81	106	187	32	34	66	0	0	0	22	48	70	193	334	527	1	0	1	192	334	526
B.Sc II (BIO)	30	106	136	34	88	122	17	9	26	0	0	0	7	26	33	88	229	317	0	0	0	88	229	317
B.Sc III (BIO)	48	100	148	40	76	116	23	16	39	0	0	0	10	22	32	121	214	335	0	0	0	121	214	335
B.Sc I(H.Sc.)	0	11	11	0	7	7	0	2	2	0	0	0	0	2	2	0	22	22	0	1	1	0	21	21
B.Sc II(H.Sc.)	0	21	21	0	14	14	0	4	4	0	0	0	0	6	6	0	45	45	0	0	0	0	45	45
B.Sc III(H.Sc.)	2	15	17	1	13	14	1	3	4	0	0	0	0	4	4	4	35	39	0	0	0	4	35	39
B. Sc I (Maths)	190	124	314	155	101	256	52	19	71	0	0	0	24	20	44	421	264	685	0	0	0	421	264	685
B. Sc II (Maths)	123	113	236	108	88	196	23	10	33	0	0	0	8	12	20	262	223	485	0	0	0	262	223	485
B. Sc III (Maths)	134	128	262	103	75	178	28	8	36	0	0	0	7	5	12	272	216	488	0	0	0	272	216	488
LL.B I Sem.	6	2	8	4	0	4	4	1	5	0	0	0	1	0	1	15	3	18	0	0	0	15	3	18
LL.B II Sem.	105	33	138	57	14	71	34	7	41	0	0	0	27	6	33	223	60	283	0	0	0	223	60	283
LL.B III Sem.	3	1	4	0	0	0	0	0	0	0	0	0	0	0	0	3	1	4	0	0	0	3	1	4



## Student Strength 2019-20

CLASS	GEN			OBC			SC			ST			MINORITY			TOTAL			CANCELLED			GRAND TOTAL		
	M	F	TOTAL	M	F	TOTAL	M	F	TOTAL	M	F	TOTAL	M	F	TOTAL	M	F	TOTAL	M	F	TOTAL	M	F	TOTAL
LL.B IV Sem.	96	32	128	72	10	82	25	7	32	0	0	0	18	3	21	211	52	263	0	0	0	211	52	263
LL.B V Sem.	1	1	2	1	0	1	1	0	1	0	0	0	0	0	0	3	1	4	0	0	0	3	1	4
LL.B VI Sem.	99	25	124	57	15	72	20	2	22	0	0	0	16	4	20	192	46	238	0	0	0	192	46	238
<b>TOTAL :</b>	<b>2755</b>	<b>1738</b>	<b>4493</b>	<b>2417</b>	<b>1252</b>	<b>3669</b>	<b>736</b>	<b>257</b>	<b>993</b>	<b>5</b>	<b>1</b>	<b>6</b>	<b>649</b>	<b>436</b>	<b>1104</b>	<b>6549</b>	<b>3703</b>	<b>10221</b>	<b>4</b>	<b>4</b>	<b>8</b>	<b>6553</b>	<b>3680</b>	<b>10238</b>
M.Sc I (GPB)	1	1	2	6	1	7	0	0	0	0	0	0	1	0	1	8	2	10	0	0	0	8	2	10
M.Sc I (HAB)	10	1	11	21	1	22	4	1	5	0	0	0	0	0	0	35	3	38	0	0	0	35	3	38
M.Sc I (ENTO)	3	0	3	2	1	3	0	0	0	0	0	0	0	0	0	5	1	6	0	0	0	5	1	6
M.Sc I (AC)	3	0	3	5	0	5	0	0	0	0	0	0	0	0	0	8	0	8	0	0	0	8	0	8
M.Sc I (AGRO)	20	1	21	13	3	16	0	0	0	0	0	0	0	0	0	33	4	37	0	0	0	33	4	37
M.Sc II (ENTO)	0	0	0	0	0	0	0	0	0	0	0	0	0	0	0	0	0	0	0	0	0	0	0	0
M.Sc II (HAB)	0	0	0	0	0	0	0	0	0	0	0	0	0	0	0	0	0	0	0	0	0	0	0	0
M.Sc. II (AC)	0	0	0	0	0	0	0	0	0	0	0	0	0	0	0	0	0	0	0	0	0	0	0	0
M.Sc II (AGRO)	0	0	0	0	0	0	0	0	0	0	0	0	0	0	0	0	0	0	0	0	0	0	0	0
M.Sc II (GPB)	0	0	0	0	0	0	0	0	0	0	0	0	0	0	0	0	0	0	0	0	0	0	0	0
MA I(ECONOMICS)	8	4	12	4	7	11	0	0	0	0	0	0	1	1	2	13	12	25	0	0	0	13	12	25
MA II(ECONOMICS)	2	7	9	4	5	9	0	0	0	0	0	0	0	2	2	6	14	20	0	0	0	6	14	20
MA I(ENGLISH)	3	20	23	3	2	5	3	3	6	0	0	0	2	6	8	11	31	42	0	0	0	11	31	42
MA II(ENGLISH)	3	12	15	5	14	19	3	1	4	0	0	0	1	10	11	12	37	49	0	0	0	12	37	49
MA I(GEO.)	7	7	14	4	7	11	2	1	3	0	0	0	1	7	8	14	22	36	0	0	0	14	22	36
MA II(GEO.)	3	8	11	7	3	10	3	1	4	0	0	0	2	2	4	15	14	29	0	0	0	15	14	29
MA I(HINDI)	2	8	10	4	9	13	2	3	5	0	0	0	0	0	0	8	20	28	0	1	1	8	19	27
MA II(HINDI)	3	4	7	1	0	1	0	6	6	0	0	0	1	0	1	5	10	15	0	0	0	5	10	15
MA I(MED.His.)	1	4	5	5	3	8	1	1	2	0	0	0	1	2	3	8	10	18	0	0	0	8	10	18
MA II(MED.His.)	2	3	5	5	1	6	1	2	3	0	0	0	3	0	3	11	6	17	0	0	0	11	6	17
MA I(POL.Sc.)	9	2	11	4	2	6	3	2	5	0	0	0	1	3	4	17	9	26	0	0	0	17	9	26
MA II(POL.Sc.)	4	6	10	6	7	13	5	1	6	0	0	0	2	5	7	17	19	36	0	0	0	17	19	36
MCOM I	41	51	92	18	20	38	3	3	6	0	0	0	6	18	24	68	92	160	0	0	0	68	92	160
MCOM II	31	48	79	25	27	52	0	2	2	0	0	0	7	8	15	63	85	148	0	0	0	63	85	148
M.Ed. I	2	0	2	4	2	6	3	0	3	0	0	0	0	0	0	9	2	11	0	0	0	9	2	11
M.Ed. II	1	2	3	6	0	6	1	1	2	1	0	1	0	1	1	9	4	13	0	0	0	9	4	13
M.Sc I(Bot.)	3	17	20	1	8	9	1	3	4	0	0	0	0	5	5	5	33	38	0	0	0	5	33	38
M.Sc II(Bot.)	3	17	20	3	6	9	0	2	2	0	0	0	0	6	6	6	31	37	0	0	0	6	31	37

## Student Strength 2019-20

CLASS	GEN			OBC			SC			ST			MINORITY			TOTAL			CANCELLED			GRAND TOTAL		
	M	F	TOTAL	M	F	TOTAL	M	F	TOTAL	M	F	TOTAL	M	F	TOTAL	M	F	TOTAL	M	F	TOTAL	M	F	TOTAL
M.Sc I(CD)	0	5	5	0	1	1	0	0	0	0	0	0	0	1	1	0	7	7	0	0	0	0	7	7
M.Sc II(CD)	0	6	6	0	4	4	0	0	0	0	0	0	0	1	1	0	11	11	0	0	0	0	11	11
M.Sc I(Chemistry)	16	9	25	14	4	18	1	1	2	0	0	0	2	1	3	33	15	48	2	0	2	31	15	46
M.Sc II(Chemistry)	13	18	31	6	8	14	0	0	0	0	0	0	1	3	4	20	29	49	0	0	0	20	29	49
M.Sc I (Env. Science)	7	5	12	1	2	3	0	0	0	0	0	0	0	2	2	8	9	17	0	0	0	8	9	17
M.Sc II(Env.Science)	3	3	6	0	2	2	0	0	0	0	0	0	1	0	1	4	5	9	0	0	0	4	5	9
M.Sc I(FN)	0	3	3	0	0	0	0	1	1	0	0	0	0	0	0	0	4	4	0	0	0	0	4	4
M.Sc II(FN)	0	16	16	0	12	12	0	1	1	0	0	0	0	3	3	0	32	32	0	0	0	0	32	32
M.Sc I(Math)	18	22	40	12	10	22	10	2	12	0	0	0	3	3	6	43	37	80	0	0	0	43	37	80
M.Sc II(Math)	19	24	43	11	7	18	3	3	6	0	0	0	0	2	2	33	36	69	0	0	0	33	36	69
M.Sc. I (Micro)	6	9	15	4	2	6	1	1	2	0	0	0	2	3	5	13	15	28	1	0	1	12	15	27
M.Sc II(Micro)	3	7	10	3	3	6	2	2	4	0	0	0	1	0	1	9	12	21	0	0	0	9	12	21
M.Sc I(Phy.)	7	15	22	5	7	12	1	1	2	0	0	0	0	2	2	13	25	38	0	0	0	13	25	38
M.Sc II(Phy.)	11	10	21	1	2	3	0	1	1	0	0	0	1	0	1	13	13	26	0	0	0	13	13	26
M.Sc I(Zoology)	4	10	14	1	9	10	2	1	3	0	0	0	1	10	11	8	30	38	0	0	0	8	30	38
M.Sc II(Zoology)	1	11	12	1	11	12	2	2	4	0	0	0	0	2	2	4	26	30	0	0	0	4	26	30
<b>TOTAL :</b>	<b>273</b>	<b>396</b>	<b>669</b>	<b>215</b>	<b>213</b>	<b>428</b>	<b>57</b>	<b>49</b>	<b>106</b>	<b>1</b>	<b>0</b>	<b>1</b>	<b>41</b>	<b>109</b>	<b>150</b>	<b>587</b>	<b>767</b>	<b>1354</b>	<b>3</b>	<b>1</b>	<b>4</b>	<b>584</b>	<b>766</b>	<b>1350</b>
<b>GRAND TOTAL :</b>	<b>3028</b>	<b>2134</b>	<b>5162</b>	<b>2632</b>	<b>1465</b>	<b>4097</b>	<b>793</b>	<b>306</b>	<b>1099</b>	<b>6</b>	<b>1</b>	<b>7</b>	<b>690</b>	<b>545</b>	<b>1254</b>	<b>7136</b>	<b>4470</b>	<b>11575</b>	<b>7</b>	<b>5</b>	<b>12</b>	<b>7137</b>	<b>4446</b>	<b>11588</b>

## Student Strength 2018-19

CLASS	GEN			OBC			SC			ST			MINORITY			TOTAL			CANCELLED			GRAND TOTAL		
	M	F	TOTAL	M	F	TOTAL	M	F	TOTAL	M	F	TOTAL	M	F	TOTAL	M	F	TOTAL	M	F	TOTAL	M	F	TOTAL
BA I	148	115	263	146	92	238	56	25	81	0	0	0	83	64	147	433	296	729	5	1	6	428	295	723
BA II	47	46	93	72	55	127	24	9	33	0	1	1	33	27	60	176	138	314	0	0	0	176	138	314
BA III	40	34	74	50	41	91	17	14	31	0	0	0	36	35	71	143	124	267	0	0	0	143	124	267
B.B.A. I Sem.	50	25	75	13	2	15	4	1	5	0	0	0	20	2	22	87	30	117	0	0	0	87	30	117
B.B.A. II Sem.	0	0	0	0	0	0	0	0	0	0	0	0	0	0	0	0	0	0	0	0	0	0	0	0
B.B.A. III Sem.	19	12	31	10	2	12	1	2	3	0	0	0	20	5	25	50	21	71	0	0	0	50	21	71
B.B.A. IV Sem.	0	0	0	0	0	0	0	0	0	0	0	0	0	0	0	0	0	0	0	0	0	0	0	0
B.B.A. V Sem.	22	3	25	5	3	8	2	0	2	0	0	0	10	0	10	39	6	45	0	0	0	39	6	45
B.B.A. VI Sem.	0	0	0	0	0	0	0	0	0	0	0	0	0	0	0	0	0	0	0	0	0	0	0	0
B.COM I	241	154	395	177	95	272	47	13	60	0	0	0	78	32	110	543	294	837	0	3	3	543	291	834
B.COM II	178	114	292	109	80	189	22	3	25	0	0	0	59	40	99	368	237	605	1	0	1	367	237	604
B.COM III	153	118	271	93	48	141	22	11	33	0	0	0	56	42	98	324	219	543	0	0	0	324	219	543
B.Ed. I	28	8	36	26	6	32	10	8	18	1	0	1	0	0	0	65	22	87	0	0	0	65	22	87
B.ED-II	25	7	32	23	5	28	13	3	16	1	0	1	3	1	4	65	16	81	0	0	0	65	16	81
B.P.Ed I	6	2	8	6	3	9	2	0	2	0	0	0	8	0	8	22	5	27	0	0	0	22	5	27
B.P.Ed II	10	3	13	8	2	10	2	2	4	0	0	0	3	2	5	23	9	32	0	0	0	23	9	32
B.Sc I(AG)	212	35	247	206	31	237	84	5	89	1	0	1	26	6	32	529	77	606	4	0	4	525	77	602
B.Sc II(AG)	217	32	249	188	35	223	50	7	57	0	0	0	7	0	7	462	74	536	0	0	0	462	74	536
B.Sc III(AG)	170	32	202	240	23	263	67	6	73	0	0	0	12	6	18	489	67	556	0	0	0	489	67	556
B.Sc IV(AG)	193	15	208	202	21	223	60	6	66	0	0	0	15	3	18	470	45	515	0	0	0	470	45	515
B. Sc I (BIO)	63	155	218	90	127	217	34	22	56	0	0	0	19	43	62	206	347	553	2	1	3	204	346	550
B.Sc II (BIO)	52	100	152	42	75	117	24	16	40	0	0	0	9	23	32	127	214	341	0	0	0	127	214	341
B.Sc III (BIO)	39	120	159	30	81	111	10	19	29	0	0	0	11	36	47	90	256	346	0	0	0	90	256	346
B.Sc I(H.Sc.)	0	22	22	0	17	17	0	10	10	0	0	0	0	10	10	0	59	59	0	2	2	0	57	57
B.Sc II(H.Sc.)	2	14	16	1	14	15	1	3	4	0	0	0	0	4	4	4	35	39	0	0	0	4	35	39
B.Sc III(H.Sc.)	2	6	8	0	4	4	0	3	3	0	0	0	0	5	5	2	18	20	0	0	0	2	18	20
B. Sc I (Maths)	182	134	316	167	103	270	44	12	56	0	0	0	13	14	27	406	263	669	5	0	5	401	263	664
B. Sc II (Maths)	146	125	271	103	73	176	28	9	37	0	0	0	7	7	14	284	214	498	0	0	0	284	214	498
B. Sc III (Maths)	117	123	240	109	78	187	16	9	25	0	0	0	9	13	22	251	223	474	0	0	0	251	223	474
LL.B I Sem.	13	1	14	10	0	10	6	0	6	0	0	0	3	0	3	32	1	33	0	0	0	32	1	33
LL.B II Sem.	102	35	137	71	10	81	24	7	31	0	0	0	18	3	21	215	55	270	0	0	0	215	55	270
LL.B III Sem.	2	0	2	2	0	2	1	0	1	0	0	0	0	0	0	5	0	5	0	0	0	5	0	5

## Student Strength 2018-19

CLASS	GEN			OBC			SC			ST			MINORITY			TOTAL			CANCELLED			GRAND TOTAL		
	M	F	TOTAL	M	F	TOTAL	M	F	TOTAL	M	F	TOTAL	M	F	TOTAL	M	F	TOTAL	M	F	TOTAL	M	F	TOTAL
LL.B IV Sem.	100	26	126	59	15	74	21	2	23	0	0	0	18	5	23	198	48	246	0	0	0	198	48	246
LL.B V Sem.	2	1	3	0	0	0	0	0	0	0	0	0	0	0	0	2	1	3	0	0	0	2	1	3
LL.B VI Sem.	123	29	152	62	12	74	34	8	42	0	0	0	24	4	28	243	53	296	0	0	0	243	53	296
<b>TOTAL :</b>	<b>2704</b>	<b>1646</b>	<b>4350</b>	<b>2320</b>	<b>1153</b>	<b>3473</b>	<b>726</b>	<b>235</b>	<b>961</b>	<b>3</b>	<b>1</b>	<b>4</b>	<b>600</b>	<b>432</b>	<b>1032</b>	<b>6353</b>	<b>3467</b>	<b>9820</b>	<b>17</b>	<b>7</b>	<b>24</b>	<b>6336</b>	<b>3460</b>	<b>9796</b>
MA I(ECONOMICS)	6	7	13	6	5	11	0	0	0	0	0	0	1	2	3	13	14	27	0	0	0	13	14	27
MA II(ECONOMICS)	4	6	10	4	8	12	0	0	0	0	0	0	1	0	1	9	14	23	0	0	0	9	14	23
MA I(ENGLISH)	8	15	23	7	18	25	5	1	6	0	0	0	1	11	12	21	45	66	0	0	0	21	45	66
MA II(ENGLISH)	3	15	18	1	12	13	0	2	2	0	0	0	0	8	8	4	37	41	0	0	0	4	37	41
MA I(GEO.)	7	9	16	9	4	13	2	1	3	0	0	0	3	3	6	21	17	38	0	0	0	21	17	38
MA II(GEO.)	6	10	16	4	5	9	3	1	4	0	0	0	2	1	3	15	17	32	0	0	0	15	17	32
MA I(HINDI)	4	7	11	1	2	3	1	6	7	0	0	0	1	0	1	7	15	22	0	0	0	7	15	22
MA II(HINDI)	1	5	6	2	5	7	0	2	2	0	0	0	0	0	0	3	12	15	0	0	0	3	12	15
MA I(MED.His.)	4	2	6	6	2	8	1	2	3	0	0	0	3	0	3	14	6	20	0	0	0	14	6	20
MA II(MED.His.)	1	6	7	1	3	4	1	1	2	0	0	0	2	1	3	5	11	16	0	0	0	5	11	16
MA I(POL.Sc.)	7	8	15	8	8	16	8	1	9	0	0	0	2	5	7	25	22	47	0	0	0	25	22	47
MA II(POL.Sc.)	6	0	6	8	2	10	2	1	3	0	0	0	0	0	0	16	3	19	0	0	0	16	3	19
MCOM I	35	50	85	27	29	56	0	2	2	0	0	0	8	9	17	70	90	160	0	1	1	70	89	159
MCOM II	40	38	78	19	17	36	11	0	11	0	0	0	3	12	15	73	67	140	0	0	0	73	67	140
M.Ed. I	1	2	3	7	1	8	1	1	2	1	0	1	0	1	1	10	5	15	0	0	0	10	5	15
M.Ed. II	3	1	4	3	2	5	2	0	2	1	0	1	0	0	0	9	3	12	0	0	0	9	3	12
M.Sc I(Bot.)	3	18	21	2	6	8	0	3	3	0	0	0	0	6	6	5	33	38	0	0	0	5	33	38
M.Sc II(Bot.)	2	8	10	5	5	10	1	5	6	0	0	0	0	2	2	8	20	28	0	0	0	8	20	28
M.Sc I(CD)	1	8	9	0	7	7	0	3	3	0	0	0	0	0	0	1	18	19	0	0	0	1	18	19
M.Sc II(CD)	0	1	1	0	2	2	0	0	0	0	0	0	0	0	0	0	3	3	0	0	0	0	3	3
M.Sc I(Chemistry)	12	16	28	9	8	17	0	1	1	0	0	0	1	3	4	22	28	50	0	0	0	22	28	50
M.Sc II(Chemistry)	9	14	23	9	5	14	0	1	1	0	0	0	1	2	3	19	22	41	0	0	0	19	22	41
M.Sc I (Env. Science)	4	3	7	0	2	2	0	0	0	0	0	0	1	1	2	5	6	11	0	0	0	5	6	11
M.Sc II(Env.Science)	0	5	5	4	1	5	0	0	0	0	0	0	0	2	2	4	8	12	0	0	0	4	8	12
M.Sc I(FN)	0	11	11	0	10	10	0	1	1	0	0	0	0	3	3	0	25	25	0	0	0	0	25	25
M.Sc II(FN)	1	8	9	0	3	3	0	1	1	0	0	0	0	0	0	1	12	13	0	0	0	1	12	13
M.Sc I(Math)	19	28	47	12	8	20	7	3	10	0	0	0	0	2	2	38	41	79	0	0	0	38	41	79
M.Sc II(Math)	17	18	35	14	8	22	3	0	3	0	0	0	0	4	4	34	30	64	0	0	0	34	30	64

## Student Strength 2018-19

CLASS	GEN			OBC			SC			ST			MINORITY			TOTAL			CANCELLED			GRAND TOTAL		
	M	F	TOTAL	M	F	TOTAL	M	F	TOTAL	M	F	TOTAL	M	F	TOTAL	M	F	TOTAL	M	F	TOTAL	M	F	TOTAL
M.Sc. I (Micro)	3	11	14	8	5	13	2	4	6	0	0	0	2	1	3	15	21	36	0	0	0	15	21	36
M.Sc II(Micro)	4	7	11	3	1	4	1	0	1	0	0	0	1	5	6	9	13	22	0	0	0	9	13	22
M.Sc I(Phy.)	17	14	31	1	4	5	0	1	1	0	0	0	1	0	1	19	19	38	0	0	0	19	19	38
M.Sc II(Phy.)	4	8	12	5	5	10	0	0	0	0	0	0	0	1	1	9	14	23	0	0	0	9	14	23
M.Sc I(Zoology)	2	11	13	1	16	17	2	3	5	0	0	0	0	3	3	5	33	38	0	0	0	5	33	38
M.Sc II(Zoology)	1	16	17	5	3	8	1	4	5	0	0	0	0	6	6	7	29	36	0	0	0	7	29	36
<b>TOTAL :</b>	<b>235</b>	<b>386</b>	<b>621</b>	<b>191</b>	<b>222</b>	<b>413</b>	<b>54</b>	<b>51</b>	<b>105</b>	<b>2</b>	<b>0</b>	<b>2</b>	<b>34</b>	<b>94</b>	<b>128</b>	<b>516</b>	<b>753</b>	<b>1269</b>	<b>0</b>	<b>1</b>	<b>1</b>	<b>516</b>	<b>752</b>	<b>1268</b>
<b>GRAND TOTAL :</b>	<b>2939</b>	<b>2032</b>	<b>4971</b>	<b>2511</b>	<b>1375</b>	<b>3886</b>	<b>780</b>	<b>286</b>	<b>1066</b>	<b>5</b>	<b>1</b>	<b>6</b>	<b>634</b>	<b>526</b>	<b>1160</b>	<b>6869</b>	<b>4220</b>	<b>11089</b>	<b>17</b>	<b>8</b>	<b>25</b>	<b>6852</b>	<b>4212</b>	<b>11064</b>